



- Adaptive Feedback Cancellation (AFC²)
- Notch Filter (manual)
- Expansion (Squelch)
- T-Coil
- Number of Programs: 2
- Program Switch Tones (programmable)
- WDRC-Channels: 4
- Channels: 8
- Crossover Frequency (adjustable)
- Low Battery Indicator (adjustable)
- TRT Noise Generator
- Accessories: VC Cover, Various Damping Earhooks, Audio Adapter (arriva S+ TRT only)

Technical Data	EN 60118-7: 2005 (2 ccm-coupler)	EN 60118-0: 1994 (Ear Simulator)	ANSI S3.22-2003 (2 ccm-coupler)
Operating Voltage	1.30 V	1.30 V	1.30 V
Acoustic Gain (50 dB SPL)			
HFA	56 dB	-	56 dB
1600 Hz	-	67 dB	-
Peak Value	60 dB	67 dB	60 dB
Output (90 dB SPL)			
HFA	119 dB SPL	-	119 dB SPL
1600 Hz	-	129 dB SPL	-
Peak Value	124 dB SPL	131 dB SPL	124 dB SPL
Max. Output (110 dB SPL)			
HFA	119 dB SPL	-	119 dB SPL
1600 Hz	-	129 dB SPL	-
Peak Value	124 dB SPL	131 dB SPL	124 dB SPL
Reference Test Gain	42 dB	54 dB	42 dB
Induction Coil Sensitivity	91 dB SPL	102 dB SPL	116 dB SPL
Frequency Range	200 Hz-5600 Hz	200 Hz-6000 Hz	200 Hz-5600 Hz
Total Harmonic Distortions			
500/800/1600 Hz	<2/2/1 %	<3/2/1 %	<2/2/1 %
Equivalent Input Noise¹	<17 dB, typ. 15 dB	<16 dB, typ. 14 dB	<17 dB, typ. 15 dB
Battery Current	<0.71 mA	<0.70 mA	<0.71 mA
Battery Type	312 (13 arriva S+ TRT)	312 (13 arriva S+ TRT)	312 (13 arriva S+ TRT)
Average Battery Life (Zinc-Air)	230 h (380 h arriva S+ TRT)	230 h (380 h arriva S+ TRT)	230 h (380 h arriva S+ TRT)
Tinnitusmasker			
Noise Level (RMS)	71	80	71
Frequency Range	< 200-6400	< 200-8000	< 200-6400

¹ Expansion (Squelch) = 34 dB SPL

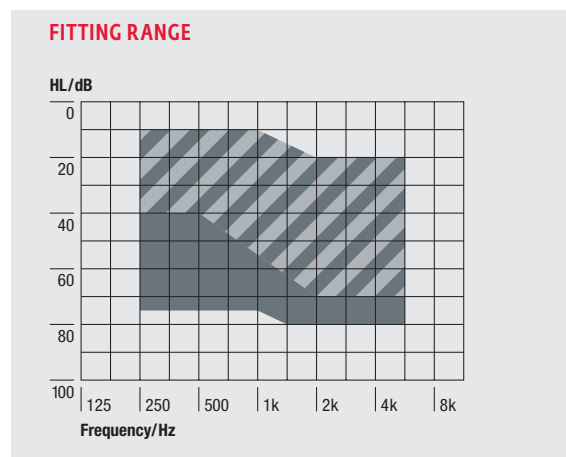
1 Volume Control
2 Cover flap
3 switch
4 Battery Compartment

1 - P1 (Programm 1)
 2 - P2 (Programm 2)
 0 - Off

Note: The programming socket is under the cover flap (2).

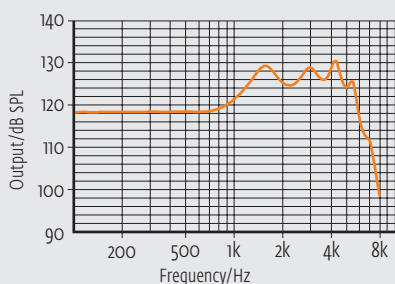
Standard

Programming (4pin. System)
 Cable: Cable set B or E
 Battery: without Battery
 Progr.-Box: HI-PRO
 HI-PRO USB
 MicroCard
 NOAHlink
 Software: audifit 4,5.0

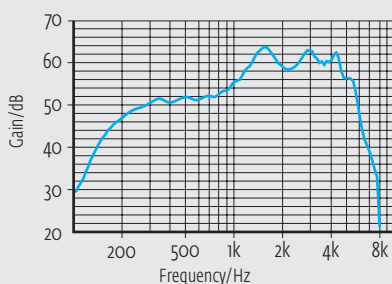


These curves are measured with **Ear Simulator (EN 60318-4, fig. 2)**. All sound pressure levels are referred to 20 μ Pa.

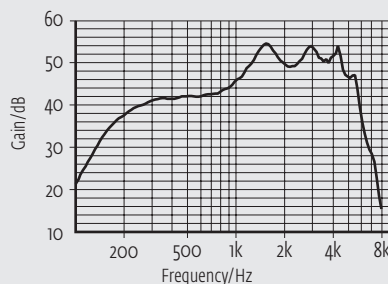
Maximum Output



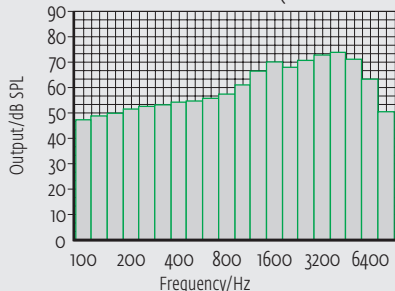
Acoustic Gain



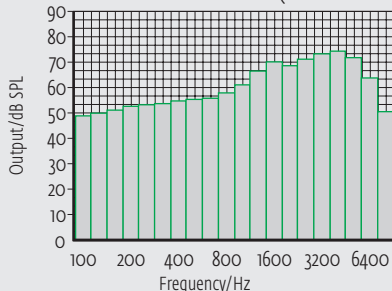
Reference Test Gain (RTG)



Third Octave Band Noise (arriva S TRT)

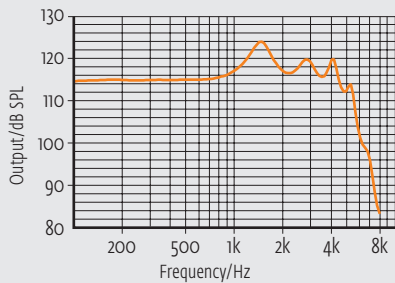


Third Octave Band Noise (arriva S+ TRT)

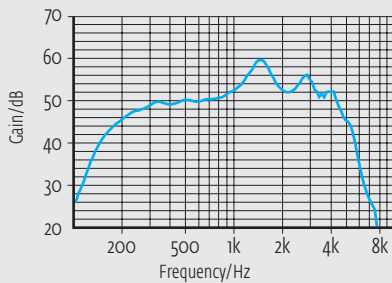


All curves are measured with **2ccm-coupler (EN 60318-5, fig. 3)**. All sound pressure levels are referred to 20 μ Pa.

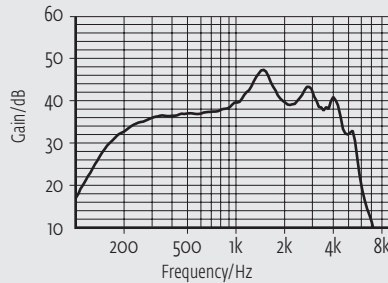
Maximum Output



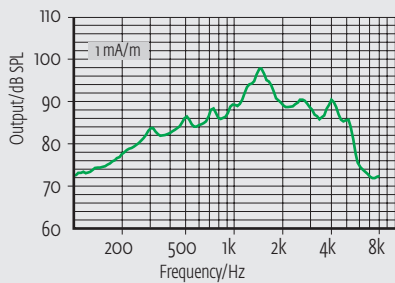
Acoustic Gain



Reference Test Gain (RTG)



Induction Coil Sensitivity



On account of the complex signal processing, the measurements of the represented curves are only possible in default setting of the device and under use of the current valid software version. Effects of the separate parameters see software.