



- Adaptive Feedback Cancellation (AFC)
- Adaptive Noise Reduction (ANR)
- Number of Programs: 4
- Program Switch Tones (programmable)
- WDRG-Channels: 4
- Channels: 12
- Low Battery Indicator
- Gain Control (Software)
- AGCi and AGCo
- Accessories: Various Thin Tubes and Domes
- Option: Earhook

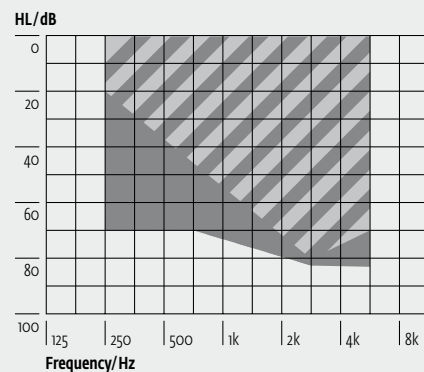
Technical Data	EN 60118-7: 2005 (2 ccm-coupler)	EN 60118-0: 1994 (Ear Simulator)	ANSI S3.22-2003 (2 ccm-coupler)
Operating Voltage	1.30 V	1.30 V	1.30 V
Acoustic Gain (50 dB SPL)			
HFA	32 dB [48 dB]	-	32 dB [43 dB]
1600 Hz	-	36 dB [53 dB]	-
Peak Value	40 dB [48 dB]	44 dB [54 dB]	40 dB [49 dB]
Output (90 dB SPL)			
HFA	109 dB SPL [125 dB SPL]	-	109 dB SPL [120 dB SPL]
1600 Hz	-	114 dB SPL [131 dB SPL]	-
Peak Value	119 dB SPL [126 dB SPL]	124 dB SPL [131 dB SPL]	119 dB SPL [126 dB SPL]
Max. Output (110 dB SPL)			
HFA	109 dB SPL [125 dB SPL]	-	109 dB SPL [120 dB SPL]
1600 Hz	-	114 dB SPL [131 dB SPL]	-
Peak Value	119 dB SPL [126 dB SPL]	124 dB SPL [131 dB SPL]	119 dB SPL [126 dB SPL]
Reference Test Gain	32 dB [42 dB]	28 dB [47 dB]	32 dB [43 dB]
Induction Coil Sensitivity	n/a	n/a	n/a
Frequency Range	200 Hz-6300 Hz [230 Hz-5300 Hz]	200 Hz-6300 Hz [240 Hz-6200 Hz]	200-6300 Hz [230-5600 Hz]
Total Harmonic Distortions			
500/800/1600 Hz	<2/2/2 %	<2/2/2 %	<2/2/2 %
Equivalent Input Noise ¹	<32 dB	<32 dB	<32 dB
Battery Current ²	<0.75 mA (0.95 mA)	<0.75 mA (0.95 mA)	<0.75 mA (0.95 mA)
Battery Type	10	10	10
Average Battery Life (Zinc-Air)	90 h	90 h	90 h

¹ Squelch = off ² EIN = Ln- (Lhfa - 60 dB) ³ AFC off (on) [] The number in squared brackets refers to the loon+ with earhook option.

PROGRAMMING

- Cable:** Cable set A
- Battery:** Without battery
- Progr.-Box:** HI-PRO
HI-PRO USB
MicroCard
NOAHlink
- Software:** audifit 4.2.0

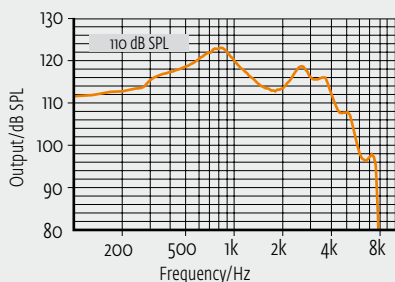
FITTING RANGE



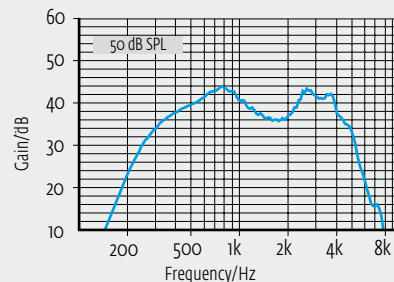
The dark area applies to the loon+ with earhook option.

These curves are measured with **Ear Simulator (EN 60318-4, fig. 2)**. All sound pressure levels are referred to 20 μ Pa.

Maximum Output

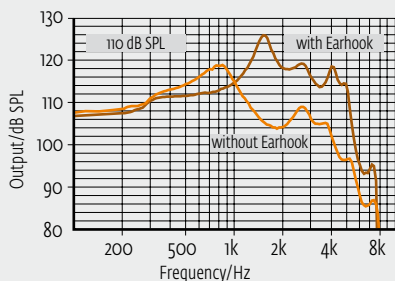


Acoustic Gain

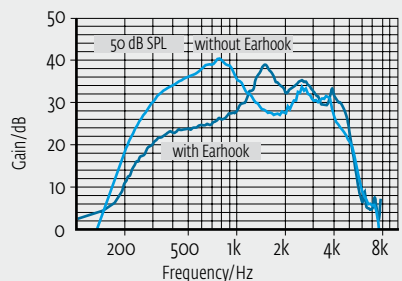


All curves are measured with **2ccm-coupler (EN 60318-5, fig. 3)**. All sound pressure levels are referred to 20 μ Pa.

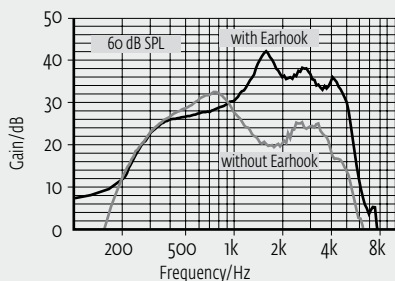
Maximum Output



Acoustic Gain



Reference Test Gain (RTG)



On account of the complex signal processing, the measurements of the represented curves are only possible in default setting of the device and under use of the current valid software version. Effects of the separate parameters see software.