

●● rega S



- 10k HD Sound
- Scene Detect
- Adaptive Sound Zoom
- Sound Zoom
- Adaptive Noise Guard
- Expansion (Squelch)
- Machine Noise Guard
- Wind Shield
- Adaptive Feedback Guard
- Feedback Check
- 18 WDRC-Channels
- Multi Channel MPO
- Up to 4 Programs
- Rocker Switch (programmable)
- Low Battery Indicator
- Start-up Delay
- Battery Compartment Lock
- Direct Audio Input
- Auto T-Coil/Auto Phone
- T-Coil
- Tinnitus-Module
- Data Logging
- Live View
- MySound!
- nanoShield
- Option: Easy Thin Tube System

Technical Data

Operating Voltage

EN 60118-7:2005 (2 cm³-coupler)

EN 60118-0/A1:1994 (Ear Simulator)

ANSI S3.22-2009 (2 cm³-coupler)

Acoustic Gain (50 dB SPL)

HFA 59 dB

–

59 dB

1600 Hz –

71 dB

–

Peak Value 66 dB

72 dB

66 dB

Max. Output (90 dB SPL)

HFA 124 dB SPL

–

124 dB SPL

1600 Hz –

137 dB SPL

–

Peak Value 132 dB SPL

137 dB SPL

132 dB SPL

Reference Test Gain 48 dB

61 dB

48 dB

Induction Coil Sensitivity 83 dB SPL

99 dB SPL

109 dB SPL

Frequency Range 100 Hz–8000 Hz

100 Hz–6100 Hz

100 Hz–8000 Hz

Total Harmonic Distortions

500/800/1600 Hz 5/3/2 %

6/3/3 %

5/3/2 %

Equivalent Input Noise 23 dB

18 dB

23 dB

Battery Current 1.45 mA

1.25 mA

1.45 mA

Battery Type 312

312

312

Average Battery Life (Zinc-Air) 100 h

100 h

100 h

Tinnitusmasker[®]

Noise Level (RMS) 112

120

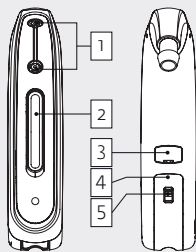
112

Frequency Range 600 Hz–6400 Hz

800 Hz–8000 Hz

600 Hz–6400 Hz

* Only when Tinnitus-Module is activated in audifit.



- 1 Dual Microphone system
- 2 Rocker switch
- 3 Cover flap for audio contacts
- 4 Battery compartment/On-Off-switch
- 5 Battery compartment lock

Standard



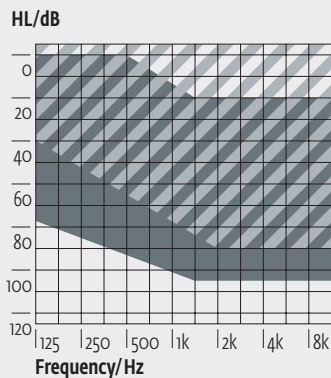
Programming

Cable: Cable set H or I
 Battery: without Battery
 Progr.-Box: HI-PRO/HI-PRO II
 HI-PRO USB
 NOAHlink
 Software: audifit 5.5



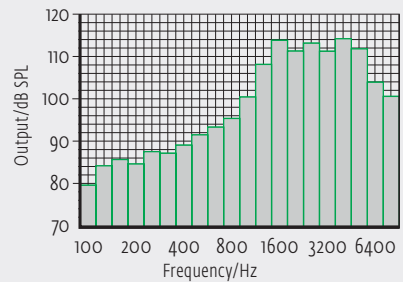
●● rega S

Fitting Range



The shaded area applies to the rega S with Easy Thin Tube Option.

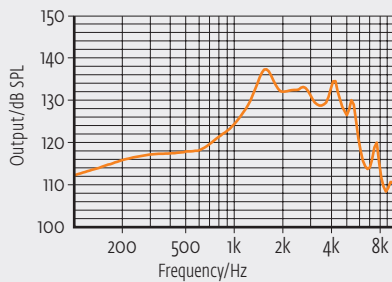
Third Octave Band Noise*



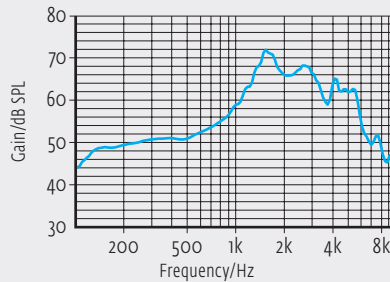
* All curves are measured with 2cm³-coupler (EN 60318-4:2010). Only when Tinnitus-Module is activated in audifit.

These curves are measured with Ear Simulator (EN 60318-4:2010) in reference setting.

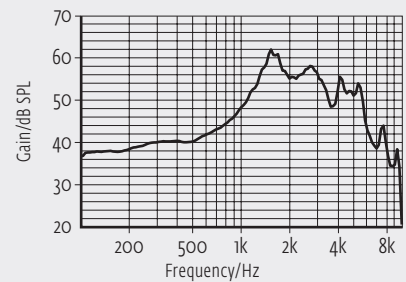
Maximum Output



Acoustic Gain

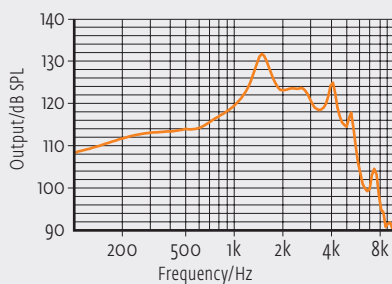


Frequency Response (RTG)

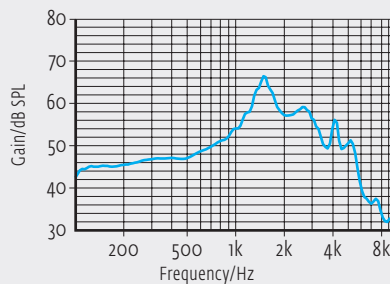


All curves are measured with 2cm³-coupler (EN 60318-5:2006) in reference setting.

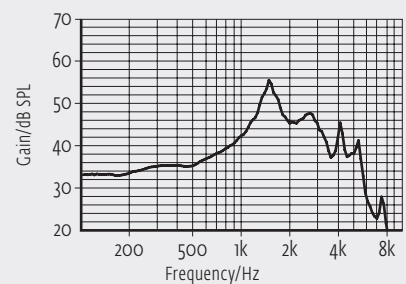
Maximum Output



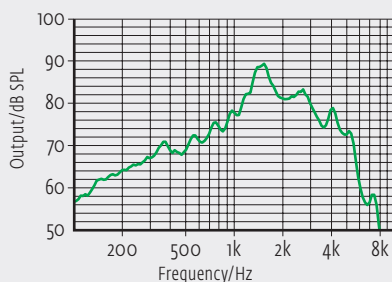
Acoustic Gain



Frequency Response (RTG)



Induction Coil Sensitivity



On account of the complex signal processing, the measurements of the represented curves are only possible in default setting of the device and under use of the current valid software version. Effects of the separate parameters see software.