

●● sino CIC

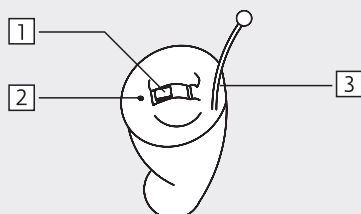


- 10k HD Sound
- Adaptive Noise Guard
- Expansion (Squelch)
- Adaptive Feedback Guard
- Feedback Check
- 9 WDRC-Channels
- Multi Channel MPO
- Up to 4 Programs
- Low Battery Indicator
- Start-up Delay
- Data Logging
- Live View
- MySound!
- nanoShield
- Option: Switch or Volume control, Tinnitus-Module, Windscreen/ Microphoneshield

Technical Data

	EN 60118-7:2005 (2cm ³ -coupler)	EN 60118-0/A1:1994 (Ear Simulator)	ANSI S3.22-2009 (2cm ³ -coupler)
Operating Voltage	1.30 V	1.30 V	1.30 V
Acoustic Gain (50 dB SPL)			
HFA	42 dB	-	42 dB
1600 Hz	-	49 dB	-
Peak Value	50 dB	60 dB	50 dB
Max. Output (90 dB SPL)			
HFA	105 dB SPL	-	105 dB SPL
1600 Hz	-	112 dB SPL	-
Peak Value	110 dB SPL	121 dB SPL	110 dB SPL
Reference Test Gain	28 dB	35 dB	28 dB
Frequency Range	100 Hz-8800 Hz	100 Hz-9800 Hz	100 Hz-8800 Hz
Total Harmonic Distortions			
500/800/1600 Hz	2/2/2 %	2/3/2 %	2/2/2 %
Equivalent Input Noise	25 dB	28 dB	25 dB
Battery Current	1.32 mA	1.23 mA	1.32 mA
Battery Type	10	10	10
Average Battery Life (Zinc-Air)	60 h	60 h	60 h
Tinnitusmasker*			
Noise Level (RMS)	100	110	100
Frequency Range	100 Hz-8000 Hz	100 Hz-8000 Hz	100 Hz-8000 Hz

* Only when Tinnitus-Module is activated in audifit.



- 1 Battery compartment
- 2 Microphone inlet
- 3 Removal handle

Standard



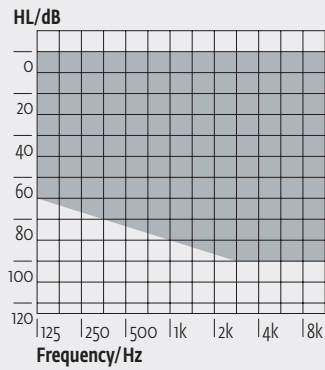
Programming

- Cable: Cable Set J or K
 Battery: with or without Battery
 Progr.-Box: HI-PRO
 HI-PRO II
 HI-PRO USB
 NOAHlink
 Software: audifit 5.5

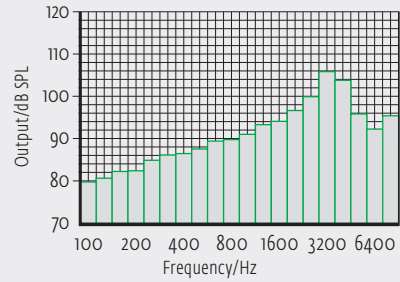


●● sino CIC

Fitting Range



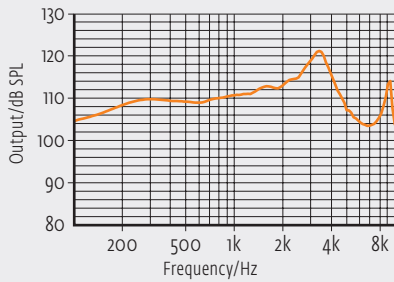
Third Octave Band Noise*



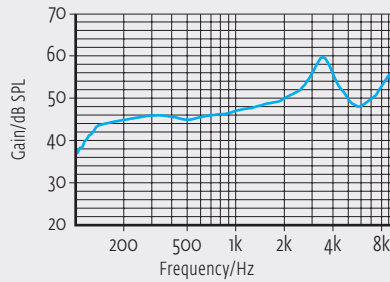
* All curves are measured with 2cm³-coupler (EN 60318-4:2010). Only when Tinnitus-Module is activated in audifit.

All curves are measured with Ear Simulator (EN 60318-4:2010) in reference setting.

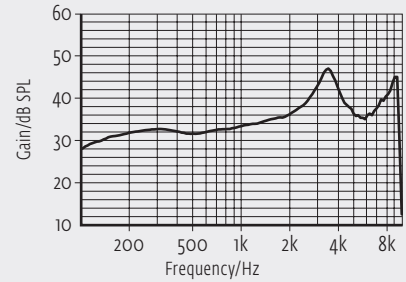
Maximum Output



Acoustic Gain

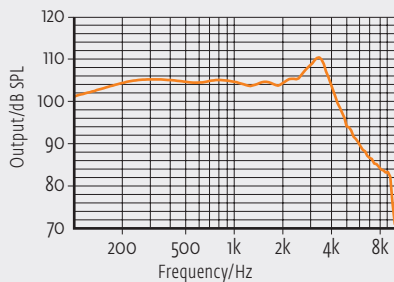


Frequency Response (RTG)

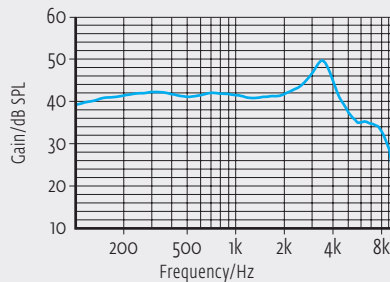


All curves are measured with 2cm³-coupler (EN 60318-5:2006) in reference setting.

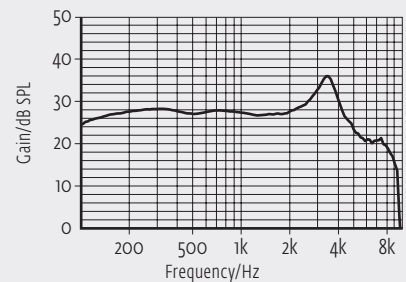
Maximum Output



Acoustic Gain



Frequency Response (RTG)



On account of the complex signal processing, the measurements of the represented curves are only possible in default setting of the device and under use of the current valid software version. Effects of the separate parameters see software.