



- Adaptive Feedback Cancellation (AFC²)
- Notch Filter (manual)
- Adaptive Noise Reduction (ANR)
- Expansion (Squelch)
- Rocker switch
- Number of Programs: 3
- Program Switch Tones
- WDRG-Channels: 4
- Channels: 8
- Adjustable Crossover Frequencies
- T-Coil
- Low Battery Indicator
- Battery compartment lock
- Direct Audio Input
- TRT Noise Generator
- Option: Easy Thin Tube System

Technical Data	EN 60118-7: 2005 (2 ccm-coupler)	EN 60118-0: 1994 (Ear Simulator)	ANSI S3.22-2003 (2 ccm-coupler)
Operating Voltage	1.30 V	1.30 V	1.30 V
Acoustic Gain (50 dB SPL)			
HFA	62 dB	-	62 dB
1600 Hz	-	69 dB	-
Peak Value	70 dB	74 dB	70 dB
Max. Output (90 dB SPL)			
HFA	123 dB SPL	-	123 dB SPL
1600 Hz	-	130 dB SPL	-
Peak Value	131 dB SPL	136 dB SPL	131 dB SPL
Reference Test Gain	46 dB	54 dB	46 dB
Induction Coil Sensitivity	78 dB	85 dB	110 dB
Frequency Range	100 Hz-6300 Hz	100 Hz-8000 Hz	100 Hz-6300 Hz
Total Harmonic Distortions			
500/800/1600 Hz	<1/1/1 %	<1/1/1 %	<1/1/1 %
Equivalent Input Noise ¹	<21 dB	<16 dB	<21 dB
Battery Current	<0.63 mA	<0.58 mA	<0.63 mA
Battery Type	13	13	13
Average Battery Life (Zinc-Air)	350 h	350 h	350 h
Tinnitusmasker			
Noise Level (RMS)	113	120	113
Frequency Range	100 Hz-6400 Hz	100 Hz-8000 Hz	100 Hz-6400 Hz

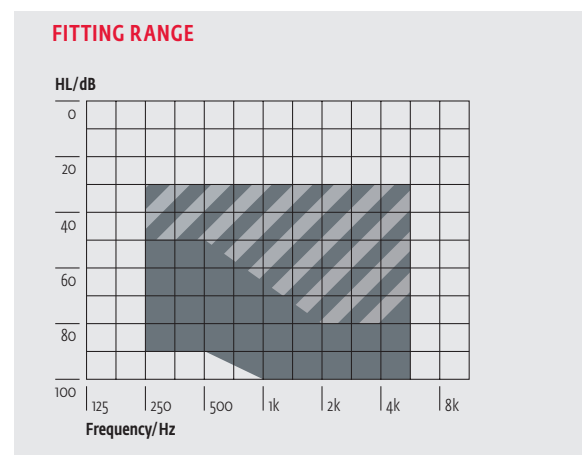
¹ Expansion (Squelch) = 40 dB SPL

- 1 Microphone
- 2 Rocker switch
- 3 Cover for audio contacts
- 4 Battery compartment / On-Off-switch
- 5 Battery compartment lock

Standard

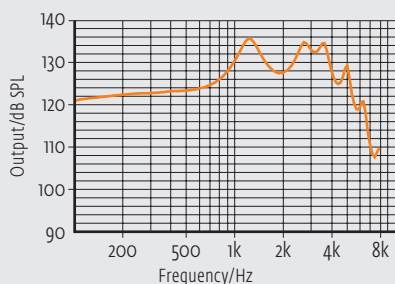
Programming

Cable: Cable set H or I
 Battery: without Battery
 Progr.-Box: HI-PRO
 HI-PRO USB
 MicroCard
 NOAHlink
 Software: audifit 4.7.0

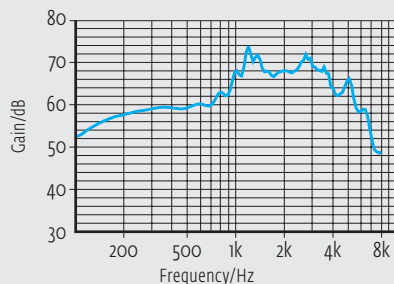


These curves are measured with **Ear Simulator (EN 60318-4)**. All sound pressure levels are referred to 20 μ Pa.

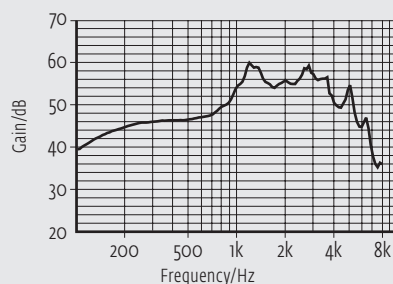
Maximum Output



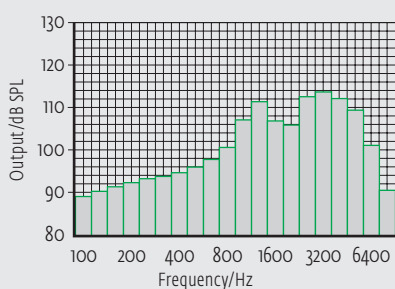
Acoustic Gain



Reference Test Gain (RTG)

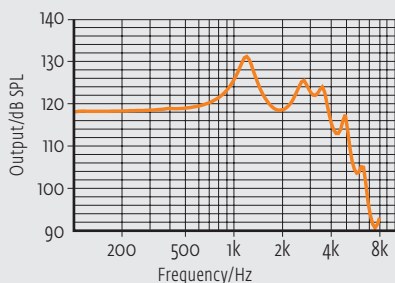


Third Octave Band Noise

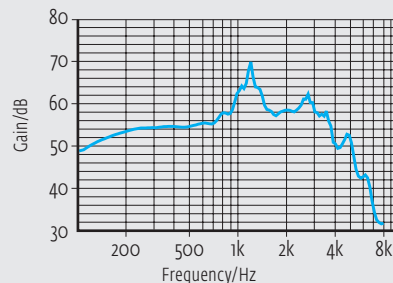


All curves are measured with **zccm-coupler (EN 60318-5)**. All sound pressure levels are referred to 20 μ Pa.

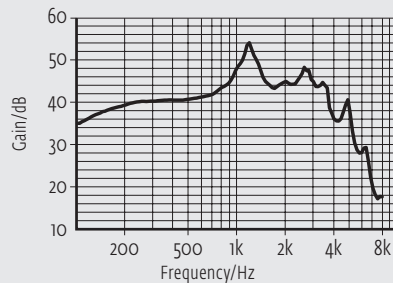
Maximum Output



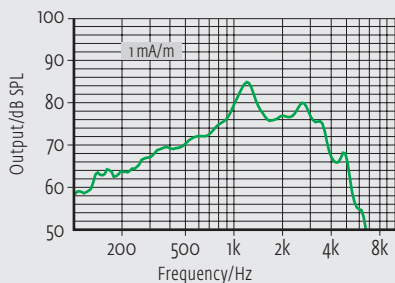
Acoustic Gain



Reference Test Gain (RTG)



Induction Coil Sensitivity



On account of the complex signal processing, the measurements of the represented curves are only possible in default setting of the device and under use of the current valid software version. Effects of the separate parameters see software.