

- Wireless CROS/BICROS
- easyclick
- Sound Dynamix
- Adaptive Directional Microphone (ADM)
- Adaptive Feedback Cancellation (AFC²)
- Adaptive Noise Reduction (ANR)
- Notch Filter (manual)
- Expansion (Squelch)
- Data Logging
- Number of Programs: 4*
- Program Switch Tones (programmable)
- WDRC Channels: 8
- Bands: 16
- Low Battery Indicator (programmable)
- Options: Volume Control, Program Switch, Auto T-Coil, Auto Phone

* 4 programs incl. Auto T-Coil/Auto Phone; 6 programs within automatic program

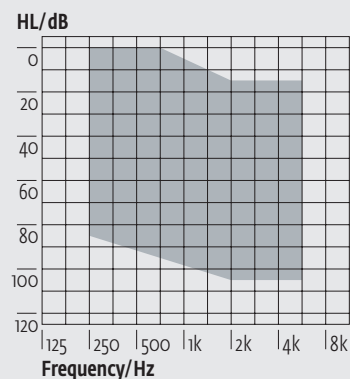
Technical Data	EN 60118-7: 2005 (2 ccm-coupler)	EN 60118-0: 1994 (Ear Simulator)	ANSI S3.22-2003 (2 ccm-coupler)
Operating Voltage	1.30 V	1.30 V	1.30 V
Acoustic Gain (50 dB SPL)			
HFA	53 dB	-	53 dB
1600 Hz	-	59 dB	-
Peak Value	58 dB	66 dB	58 dB
Max. Output (90 dB SPL)			
HFA	114 dB SPL	-	114 dB SPL
1600 Hz	-	121 dB SPL	-
Peak Value	117 dB SPL	126 dB SPL	117 dB SPL
Reference Test Gain	37 dB	44 dB	37 dB
Induction Coil Sensitivity	80 dB SPL	86 dB SPL	106 dB SPL
Frequency Range	100 Hz-8000 Hz	100 Hz-8000 Hz	100 Hz-8000 Hz
Total Harmonic Distortions			
500/800/1600 Hz	2/2/1 %	3/2/1 %	2/2/1 %
Equivalent Input Noise¹	10 dB	19 dB	10 dB
Battery Current²	1.09/3.29 mA	0.89/3.09 mA	1.09/3.29 mA
Battery Type	312	312	312
Average Battery Life (Zinc-Air)²	130/40 h	130/40 h	130/40 h

¹ Expansion (Squelch) = 20 dB SPL ² with integrated radio link in sleep mode/with integrated radio link in active mode

PROGRAMMING

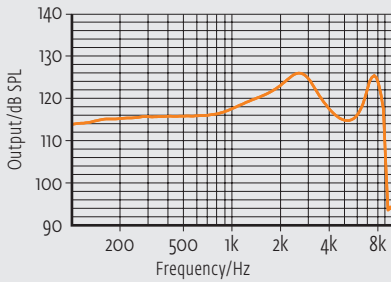
Cable: Cable set C, D, F or G
 Battery: with Battery
 Progr.-Box: HI-PRO
 HI-PRO USB
 HI-PRO II
 NOAHlink
 Software: audifit 5.3

FITTING RANGE

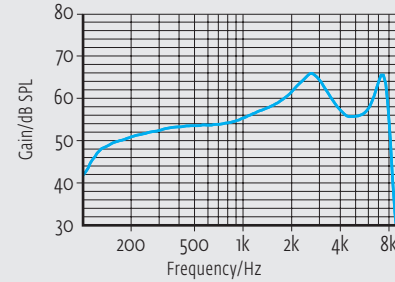


These curves are measured with **Ear Simulator (EN 60318-4)**. All sound pressure levels are referred to 20 μ Pa.

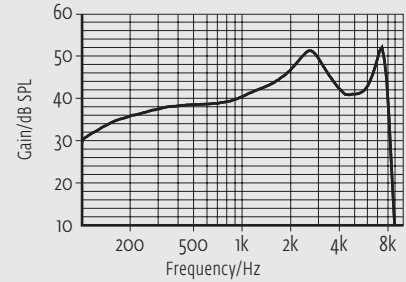
Maximum Output



Acoustic Gain

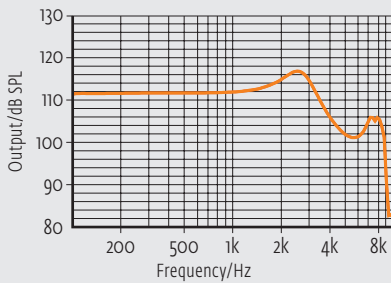


Reference Test Gain (RTG)

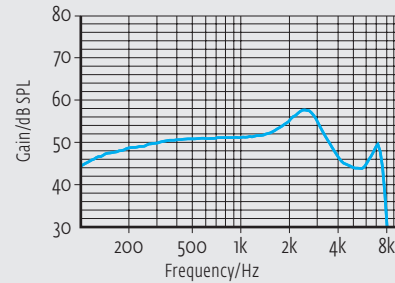


All curves are measured with **2ccm-coupler (EN 60318-5)**. All sound pressure levels are referred to 20 μ Pa.

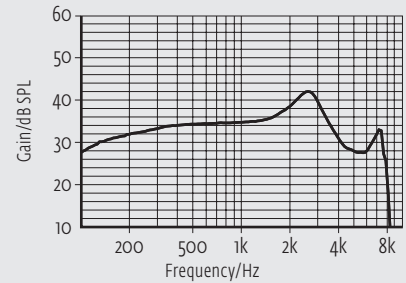
Maximum Output



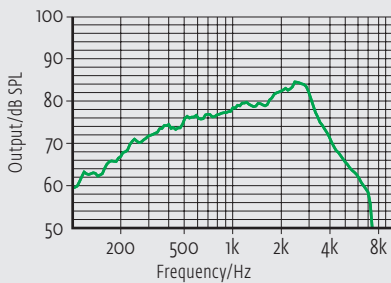
Acoustic Gain



Reference Test Gain (RTG)



Induction Coil Sensivity



On account of the complex signal processing, the measurements of the represented curves are only possible in default setting of the device and under use of the current valid software version. Effects of the separate parameters see software.