

●● kami XS

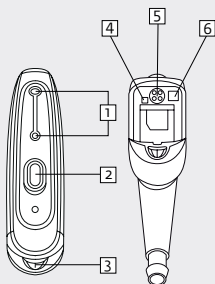


- 10k HD Sound
- Adaptive Sound Zoom
- Sound Zoom
- Adaptive Noise Guard
- Expansion (Squelch)
- Wind Shield
- Adaptive Feedback Guard
- Feedback Check
- 12 WDRC-Channels
- Multi Channel MPO
- Up to 4 Programs
- Switch (programmable)
- Low Battery Indicator
- Start-up Delay
- Battery Compartment Lock
- Auto T-Coil/Auto Phone
- T-Coil
- Tinnitus-Module
- Data Logging
- Live View
- MySound!
- nanoShield
- Option: Easy Thin Tube System

**Technical Data**

	EN 60118-7:2005 (2 cm <sup>3</sup> -coupler)	EN 60118-0/A1:1994 (Ear Simulator)	ANSI S3.22-2009 (2 cm <sup>3</sup> -coupler)
<b>Operating Voltage</b>	1.30 V	1.30 V	1.30 V
<b>Acoustic Gain (50 dB SPL)</b>			
HFA	52 dB	–	52 dB
1600 Hz	–	66 dB	–
Peak Value	61 dB	66 dB	61 dB
<b>Max. Output (90 dB SPL)</b>			
HFA	119 dB SPL	–	119 dB SPL
1600 Hz	–	132 dB SPL	–
Peak Value	127 dB SPL	132 dB SPL	127 dB SPL
<b>Reference Test Gain</b>	42 dB	56 dB	42 dB
<b>Induction Coil Sensitivity</b>	80 dB SPL	93 dB SPL	104 dB SPL
<b>Frequency Range</b>	100 Hz–9800 Hz	100 Hz–6000 Hz	100 Hz–9800 Hz
<b>Total Harmonic Distortions</b>			
500/800/1600 Hz	3/1/1 %	3/2/2 %	3/1/1 %
<b>Equivalent Input Noise</b>	23 dB	18 dB	23 dB
<b>Battery Current</b>	1.24 mA	1.19 mA	1.24 mA
<b>Battery Type</b>	10	10	10
<b>Average Battery Life (Zinc-Air)</b>	60 h	60 h	60 h
<b>Tinnitusmasker<sup>®</sup></b>			
Noise Level (RMS)	111	119	111
Frequency Range	200 Hz–5000 Hz	400 Hz–8000 Hz	200 Hz–5000 Hz

\* Only when Tinnitus-Module is activated in audifit.



- 1 Dual Microphone system
- 2 Rocker switch
- 3 Cover flap for audio contacts
- 4 Battery compartment/On-Off-switch
- 5 Battery compartment lock
- 6 Side marking red/blue

**Standard**



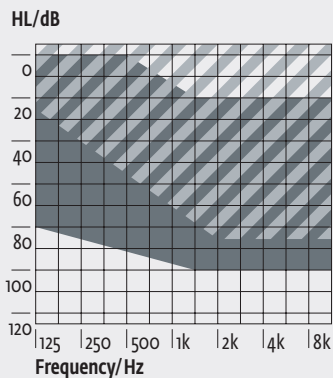
**Programming**

Cable: Cable set H or I  
 Battery: without Battery  
 Progr.-Box: HI-PRO/HI-PRO II  
 HI-PRO USB  
 NOAHlink  
 Software: audifit 5.5



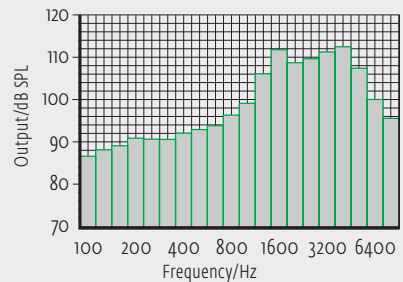
●● kami XS

Fitting Range



The shaded area applies to the kami XS with Easy Thin Tube Option.

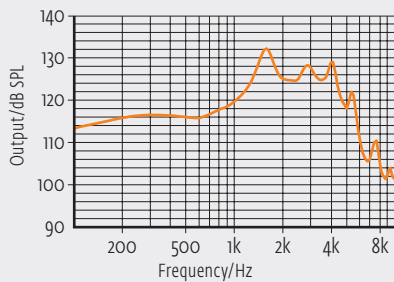
Third Octave Band Noise\*



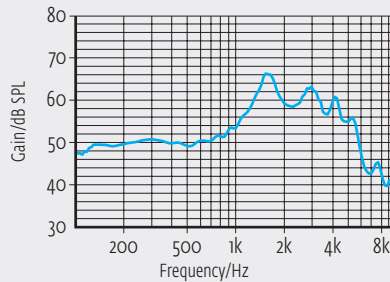
\* All curves are measured with 2cm<sup>3</sup>-coupler (EN 60318-4:2010). Only when Tinnitus-Module is activated in audifit.

These curves are measured with Ear Simulator (EN 60318-4:2010) in reference setting.

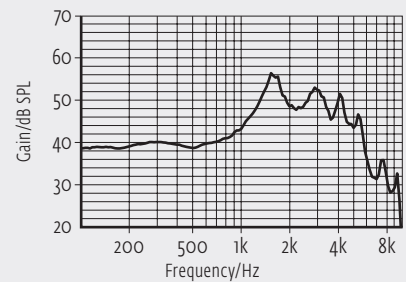
Maximum Output



Acoustic Gain

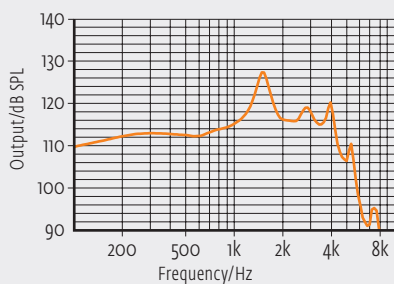


Frequency Response (RTG)

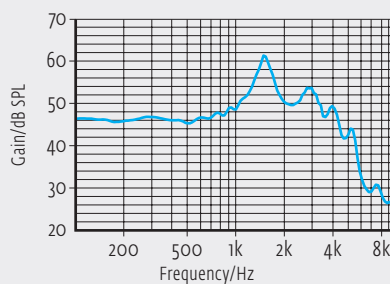


All curves are measured with 2cm<sup>3</sup>-coupler (EN 60318-5:2006) in reference setting.

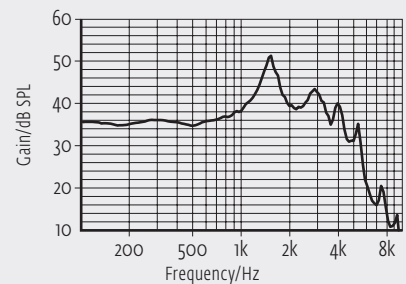
Maximum Output



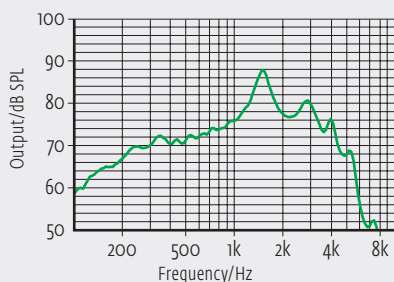
Acoustic Gain



Frequency Response (RTG)



Induction Coil Sensitivity



On account of the complex signal processing, the measurements of the represented curves are only possible in default setting of the device and under use of the current valid software version. Effects of the separate parameters see software.